

Log in to your online account (unlock the front door)

Always make sure your membership number matches the association listed above—either OL or OS—otherwise the system will tell you that you don't have access (like the wrong key for the lock, so to speak).

Once you've filled everything out, click “Login” to access your account.

Sign in to your account

Membership number / Username

Password

Login

[Forgot Password](#)

[Forgot user](#)

If you are not yet registered with 'OS-Account', please request your access data [here](#).

You are not yet a member of the breeding society?

Apply for membership now

1. You can find your membership number on the letters from the association

2. You chose your own password

If you've forgotten your login credentials, you can request new ones here

Note: If you are a member of both OL and OS, you have two “accounts” and must log in to the account where you registered the horses. For example: Mare A is registered with OL, and Mare B with OS. You can only find Mare A in your OL account (the logo in the top left corner here is OS), and Mare B only in your OS account.

Home (Room Doors)

Category	Count
Active breeding stock	3
Covered mares	3
Foals bred	13
Auction horses	0
Historical breeding stock	5
Other horses	1

For *A* and *B*, we'll show you on the following pages how you can register your horses yourself.

Here is a list of all broodmares currently registered with the association.



This list includes all broodmares that are due to foal this season, so click here if you want to report a foaling.

This is where you'll find all the foals born in your name—that is, where you're listed as the breeder.


Here you'll find your horses and foals that were sold at auction.





This is where you'll find the horses you used for breeding but have since removed from the registry (sold, deceased).


Here are additional horses that you have since registered as your property.


A  Active breeding stock  3



 Active breeding stock


    ▾

 search



♀ **Ceratina (OS)**
 sire: Carenaro (Holst)
 dam: Cealesta (Old)

* 14.03.2010
 DE 418180056210
 Dark bay

 Documents ▾


Here you can always see where you are—if you want to go back, you can always click on the house icon in the top right corner. Click on the envelope to view message you've received from the association (e.g., membership fee invoice).

Here you can see your active broodmares—whether or not they're having a foal this year.

You can view all documents related to this horse by clicking on "Documents" here.



* 14.03.2010 Breeding/Insemination Certificate 2025
 DE 418180056210 Breeding/Insemination Certificate 2026
 Dark bay Breeding information

 Documents ▾






When you click on the document you need, you can save it.


B  Covered mares 3



Covered mares


☰   

🔍 search






♀ **Ceratina (OS)**
 sire: Carenaro (Holst)
 dam: Cealesta (Old)






* 14.03.2010
 DE 418180056210
 Dark bay

 Documents ▾

Covered mares

☰   

Report death

Covered on


23.06.2025

by

United Hearts (BWP)

Register birth

Please pay attention to the instructions and submit missing informations to the breeding association in a timely manner.

➤ Please indicate livestock keeper in the foaling report. 

Section B, “Pregnant Mares”, includes all mares from Section A that are expected to foal this year—therefore, all fields and information here are exactly the same as in Section A.



If you scroll down, you'll see an option to report the foaling for your active broodmares—details are on the next page.



Register birth

When you click “Report Foaling,” you’ll find all the information you’ve previously saved about your foal here.

Here you can either report the foaling or “no birth” if the mare had a stillbirth.

covering information

Lifenumber of foal:	DE 418180352926
Mare:	DE 418180056210 Ceratina (OS)
stallion (last covering):	BEL002W0033 0188 United Hearts (BWP)
date of service:	23.06.2025
Last type of Breeding:	fresh semen

Back

Register birth

no birth



Register birth declaration



covering information

Lifenumber of foal: DE
418180352926

Sex:* Mare
 Stallion

Date of Birth:

DD.MM.YYYY

Date of Death:

DD.MM.YYYY

Name:

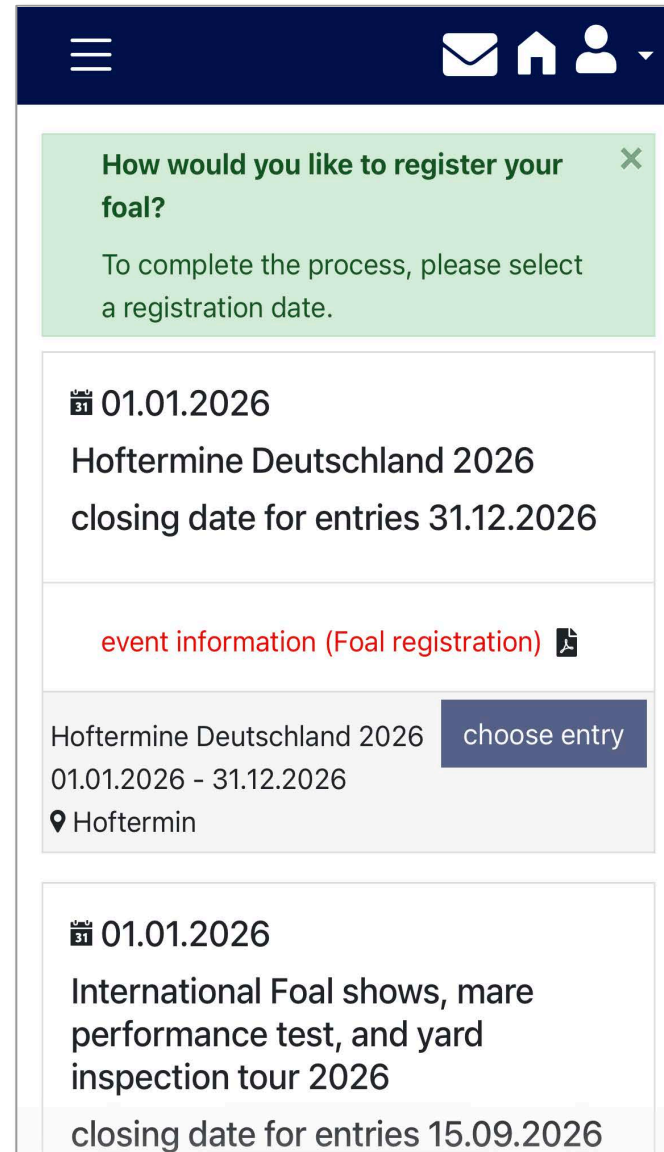
The naming of foals is optional and will be charged in accordance to the current contribution order (<https://oldenburger-pferde.com>).

Back

Continue

When you click “Report Foaling,” you’ll need to provide a series of details about your foal (owner, birth details). Click ‘Next’ to confirm the information and proceed through the registration process. If you make a mistake, you can use “Back” to correct it or click “Cancel” to stop the foaling report and start over later.

Register birth



The image shows a mobile application interface for foal registration. At the top, there is a dark blue header with a hamburger menu icon, an envelope icon, a home icon, and a user profile icon. Below the header is a green notification box with a close button (X) in the top right corner. The notification text reads: "How would you like to register your foal? To complete the process, please select a registration date." Below the notification is a white card with a calendar icon and the date "01.01.2026". The card title is "Hoftermine Deutschland 2026" and the subtitle is "closing date for entries 31.12.2026". Below the card is a red link labeled "event information (Foal registration)" with a document icon. Below that is a grey card with the text "Hoftermine Deutschland 2026" and "01.01.2026 - 31.12.2026". A blue button labeled "choose entry" is positioned to the right of the text. Below the grey card is a location pin icon and the text "Hoftermin". Below the grey card is another white card with a calendar icon and the date "01.01.2026". The card title is "International Foal shows, mare performance test, and yard inspection tour 2026" and the subtitle is "closing date for entries 15.09.2026".

How would you like to register your foal? X
To complete the process, please select a registration date.

📅 01.01.2026
Hoftermine Deutschland 2026
closing date for entries 31.12.2026

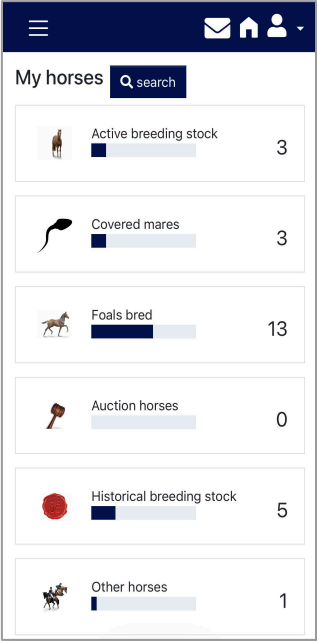
event information (Foal registration) 📄

Hoftermine Deutschland 2026 01.01.2026 - 31.12.2026
📍 Hoftermin [choose entry](#)

📅 01.01.2026
International Foal shows, mare performance test, and yard inspection tour 2026
closing date for entries 15.09.2026

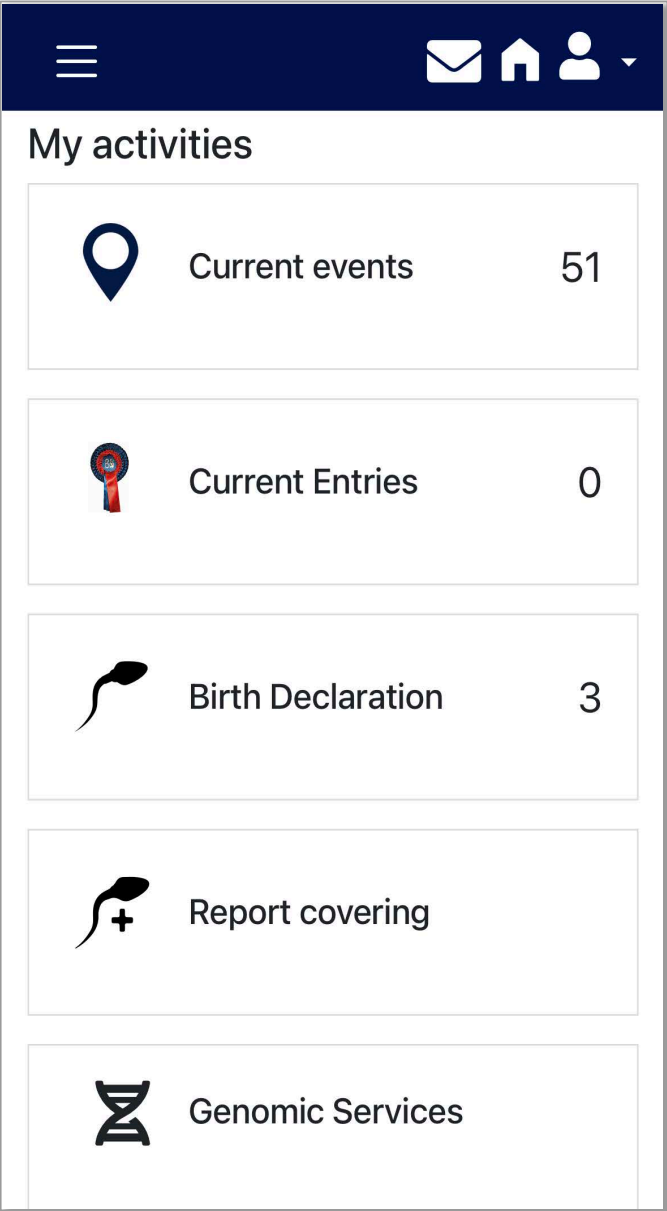
Once you've entered all the information about the foal, you'll need to register it for an inspection. You can choose one of the available appointments, confirm your selection by clicking "Select," and then submit the foaling report. You'll receive a confirmation email with all the details of your registration. The foaling report is now complete.

Home Part 2



Category	Count
Active breeding stock	3
Covered mares	3
Foals bred	13
Auction horses	0
Historical breeding stock	5
Other horses	1

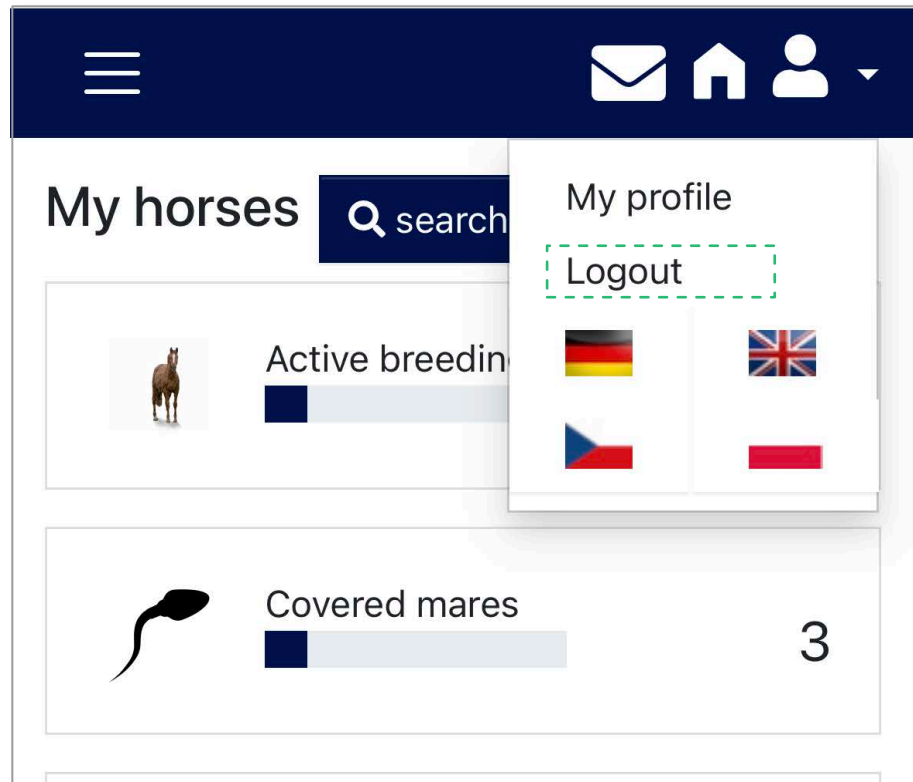
Home Page Part 1



Activity	Count
Current events	51
Current Entries	0
Birth Declaration	3
Report covering	
Genomic Services	

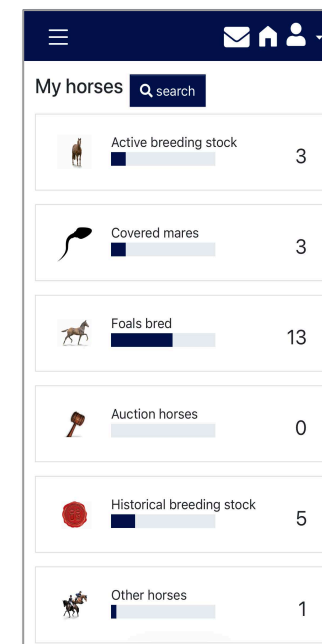
← You will always see this page after logging in. If you scroll down further, you will also find an overview of your “Activities.” These include your nominations for foal registrations or mare performance tests. You can also view pending foaling reports here if they have not been submitted yet.

Menu and Log Out (Close the front door)



You'll always see these 3 icons in the top-right corner.

- Click on the envelope to view mail you've received from the association (e.g., membership fee invoice)
- Click on the house to return to the home page we looked at on page 1
- Click on the profile icon to view your profile and, for example, change your address. **AND: Log out → Please always do this once you're done with your account.**



Homepage Part 1